



PLY Bracing

Data Sheet - 505

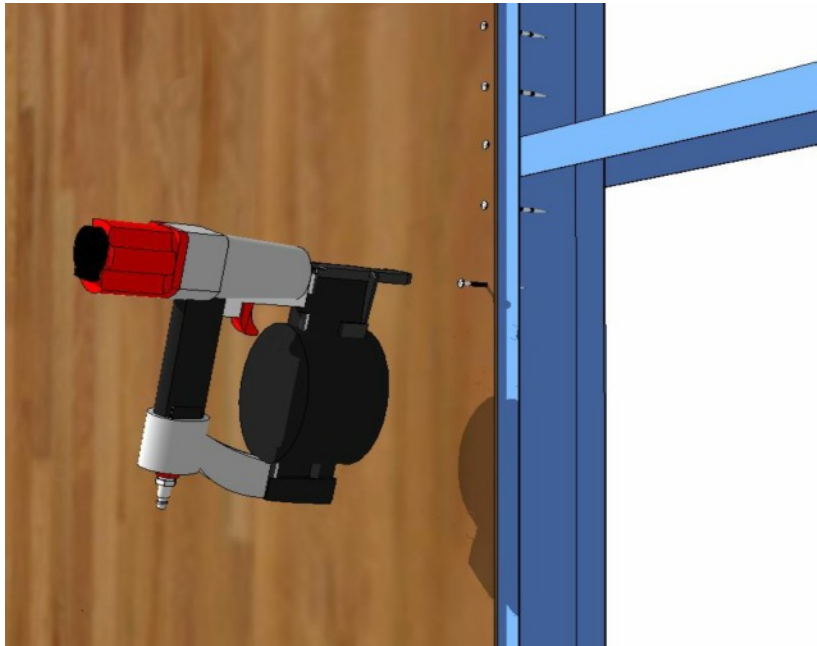


TABLE 1: GUN NAILING INFORMATION

COIL NAILER		NAILS		
Nailer	Brand	Supplier	Name	Size
15 deg. Nailer	Multiple Brands	Structnail	2359NG	38 x 2.5mm

TABLE 2: BRACING VALUES kn/m

WIND REGIONS	STUD CENTRES	NOTES	0.55 FRAME		0.75 FRAME	
			kn/m		kn/m	
			2.4m - 2.7m H	3.0m H	2.4m - 2.7m H	3.0m H
A	450	Min. 900 width	1.9	1.7	2.6	2.3
	600	Min. 1200 width*	2.3	2.1	3.2	2.9
B	450	Min. 900 width	2.7	2.4	3.7	3.3
	600	Min. 1200 width*	3.3	3	4.5	4.1
C	450	Min. 900 width	2.7	2.4	3.8	3.4
	600	Min. 1200 width*	3.3	3	4.5	4.1
D	450	Min. 900 width	3.5	3.1	4.8	4.3
	600	Min. 1200 width*	4.2	3.8	4.8	4.3

NOTES

* When sheet is Min. 600 wide, a 50% reduction needs to be applied

Only nominated fasteners above are approved and accepted for use. All fasteners are to have sufficient coatings or intended use (see page 2). When nailing, apply pressure to the face at right angle of the cladding to ensure flush finish. Above tools have a depth adjustment to ensure correct depth and finish is achieved (see Figure 2).





PLY Bracing

FIGURE 1 SPACING DETAIL

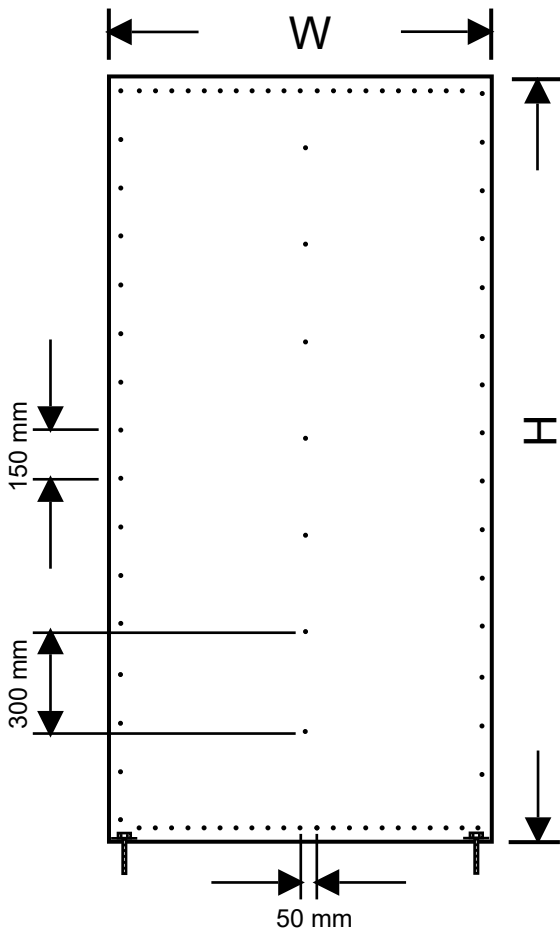


FIGURE 2 FASTENER DEPTH

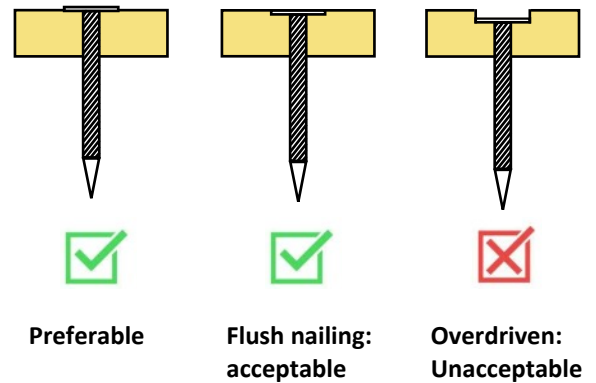
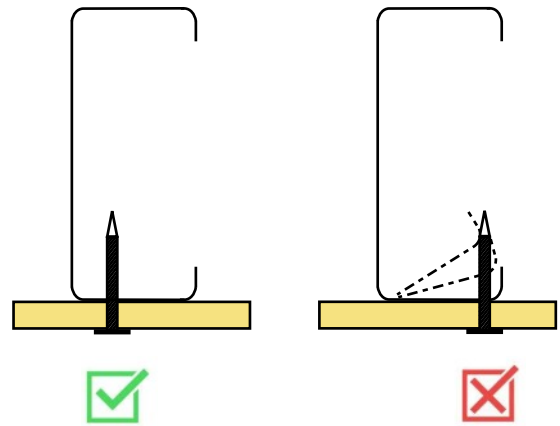


FIGURE 3 INSTALL LOCATION



SHEET MATERIAL

Standard: AS/NZS 2269
 Grade: F27
 Thickness: Min. 4mm

FRAMES

Wall framing

Wall framing to comply with;
 - Australian Coil Standard AS/NZS1365:1996, AS1397:2011
 -NASH Standard Part 2: Section Type SB

Specifications

- min G550 tensile
- 0.55 mm and 0.75 mm BMT
- Nog at max 1350mm centre

BOTTOM PLATE FIXING

Floor

Pryda MPCPAH hold down bracket with 50 x 50 x 3 mm washer, fixed to floor with fasteners with minimum uplift capacity of 12kN

NAILING PATTERN

Nails must be placed no closer than 15 mm from the sheet edges; 50 mm bottom and top plates; 150 mm Edge studs and 300 mm Middle stud

DESIGN SCOPE

Where the building design or design wind speed parameters are outside the scope of AS 4055-2012, a professional engineer should be consulted to determine the wind forces generated from AS 1170.2-2011.
 Walls greater than 3.0m in height outside scope of this datasheet.

CORROSION PROTECTION

Fasteners must be fully compatible with all other materials that they are in contact with to ensure the durability and integrity of the assembly. Contact Structnail to download our PT2000® coating warranty.

BRACING REPORT

Refer to STA Consulting Engineers report "Ply Bracing Test, Rev 2, 24/09/19 by request or download from www.structnail.com.

